



# 14

## STADIUM POINT

BUSINESS PARK

### INDUSTRIAL UNIT FOR SALE

Yard and car park

10,105 ft<sup>2</sup> (939 m<sup>2</sup>)

Oteley Road, Shrewsbury,  
Shropshire. SY2 6NE  
[///longer.drew.noon](http://longer.drew.noon)

**MORRIS**  
PROPERTY



## A PREMIER BUSINESS PARK

Covering 28 acres, Stadium Point is a premier business park that blends office and commercial units on the south side of Shrewsbury. The development has been designed to create an attractive, low-density, and welcoming environment, perfectly meeting the needs and expectations of the modern occupier in a thriving and accessible location.

### Key Features:

- **Prime Location:** Easy access to the A5 Shrewsbury bypass ensures excellent connectivity for businesses and commuters
- **Energy Efficient:** EPC rating A. Solar PV panels and EV chargers as standard
- **Access to Amenities:** Park & Ride and bus stops nearby. Walking distance to Meole Brace Retail Park, Lidl, ALDI and Percy Thrower's Garden Centre, providing convenience for businesses and employees



## UNIT DESIGN

### Purpose built industrial units

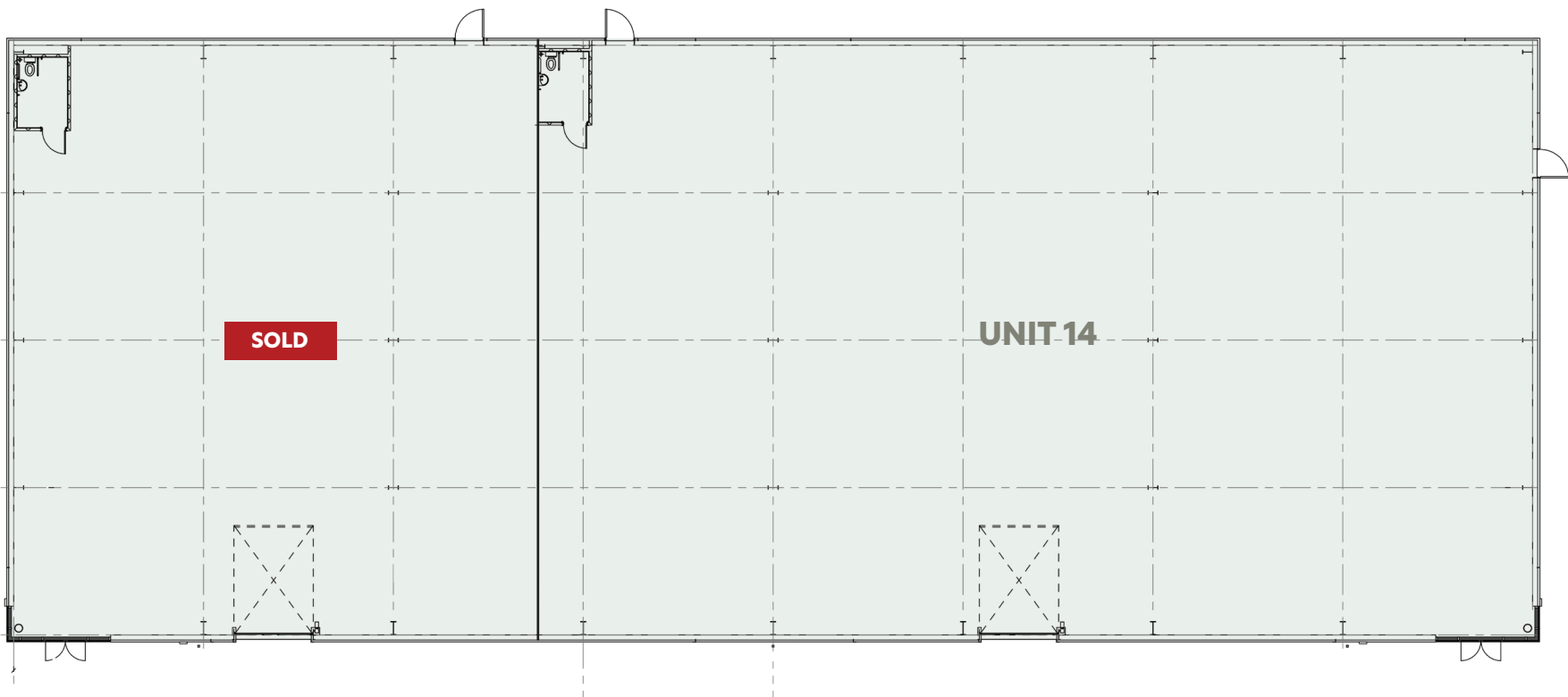
A highly prominent single storey semi-detached warehouse/industrial unit, comprising 10,105ft<sup>2</sup> (939m<sup>2</sup>) with its own yard and car park.

Unit 14 benefits from 7m clear eaves height, full glazed entrance, electric roller shutter door and disabled WC already installed. The unit could be fitted out with offices to part and warehouse accommodation to the remainder. The unit has a floor loading of 50kn/m<sup>2</sup>.

With thermal glazing and PV panels to the roof and an EPC rating of A, this unit offers energy efficient solutions to assist operational running costs. The rear elevation fronts onto the main estate road and offers excellent branding opportunity.



# SPECIFICATION



## Accommodation GIA

Unit	FT <sup>2</sup>	M <sup>2</sup>
14	10,105	939



7m clear eaves



Disabled WC installed




PV panels for renewable energy



Fully glazed entrances



Full height electric loading doors



50kn/m<sup>2</sup> floor loading



Park & Ride

McDonalds

Sainsbury's

Meole Brace  
Retail Park

Bannatyne  
Health Club

Shrewsbury Town  
Football Club

Lidl

Meole Brace  
Golf Course

OSWESTRY/  
WREXHAM/WALES

A5

TELFORD M54

14  
STADIUM  
POINT  
BUSINESS PARK



# BUSINESS PARK

## KEY FEATURES



### Prime location

Good links to A5 and motorway network



### CCTV and security barriers

Enhanced protection for peace of mind



### Dedicated parking

Allocated forecourt parking including electric charging points



### Generous glazing

For a brighter working environment



### Amenities

Footpath network and landscaped breakout areas for staff amenity



### Landscaped space

Maintained landscaping



### Park signage

Clear wayfinding signage for visitor and delivery navigation



### Maintained private roads

Managed in-house by Morris Property



### Green travel plan

The local area is served by cycle routes and a Park & Ride, a five minute walk from the park



### Sustainable

EPC rating A





## PARK LIFE

### BENEFITS FOR YOU AND YOUR STAFF

- Well designed, modern flexible industrial space
- Secure location with dedicated parking including EV chargers
- Close proximity to public transport, Park & Ride and cycle paths
- Excellent nearby facilities to walk/drive to for food, shopping or leisure
- Park designed to offer occupiers breakout space and enjoy nature with both footpaths and ponds





# THIS LOCATION UNLOCKS OPPORTUNITY



Strategically located on the south side of Shrewsbury with excellent road links to the Shrewsbury bypass 1.5 miles away which leads to the M54 Motorway and M6 junction 35 miles away, accessing West Midlands and Manchester conurbations



	Miles	HGV Drive time
JCT 10a M6 motorway	35	42 minutes
Telford	15	18 minutes
Wolverhampton	34	40 minutes
Birmingham	48	57 minutes
Manchester	84	1 hour, 40 minutes
Wrexham	31	37 minutes
Chester	44	52 minutes
Nottingham	86	1 hour, 43 minutes



Birmingham Airport	58	1 hour, 9 minutes
Manchester Airport	76	1 hour, 31 minutes
East Midlands Airport	76	1 hour, 31 minutes
Liverpool Airport	67	1 hour, 20 minutes



Port of Holyhead	121	2 hours, 25 minutes
Port of Liverpool	64	1 hour, 16 minutes
Port of Felixstowe	208	4 hours, 9 minutes
Port of Bristol	129	2 hours, 34 minutes

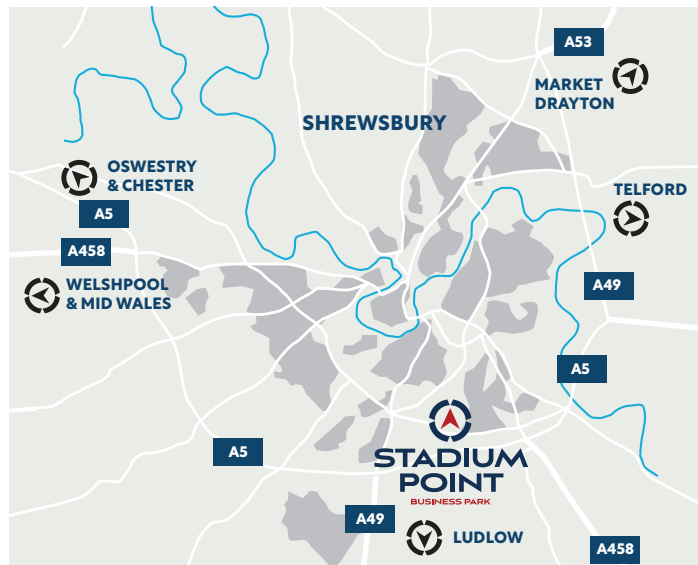
*These are approximate times and distances quoted.*



## SHREWSBURY

Shrewsbury is beautifully situated on the banks of the River Severn and serves as the main commercial and administrative centre of Shropshire. The town is experiencing rapid growth, offering a unique blend of economic, cultural and educational opportunities in one of the most picturesque parts of the county. With its excellent road and rail links and vibrant economy, Shrewsbury stands out as a prime location for businesses looking to thrive.

- **Strategic Location:** Shrewsbury is strategically positioned at the intersection of the A49 and A5 trunk roads, providing excellent connectivity to the broader road network, facilitating easy access for businesses and commuters.
- **Cultural and Educational Hub:** The town offers an exceptional blend of cultural and educational resources with several schools rated within the top GCSE performers in the country, enhancing the quality of life for residents and employees.
- **Lifestyle:** From medieval architecture to cool bars and riverside restaurants, more independent shops than national chains and plenty of green spaces to explore, a good live/work balance is easy to achieve.



## TENURE

Available on a 999 year lease subject to a ground rent of £100pa increased every 25 years by £100.

### Guide Price

Upon application.

### Service charge

An estates service charge is payable in addition for the maintenance and upkeep of the communal areas within Stadium Point.

### Energy Rating

EPC: A

### VAT

All rents and other charges are exclusive of VAT to be payable in addition.

### Business Rates

Rates payable 2026/2027 £26,705.00.

### Legal Costs

Each party will be responsible for their own legal costs incurred in the transaction.

## CONTACT



For further information  
or to arrange a viewing  
please contact:

Toby Shaw

DDI: 01743 260880

Mobile: 07967 721745

Email: [toby.shaw@tsrsurveyors.co.uk](mailto:toby.shaw@tsrsurveyors.co.uk)

Conditions under which particulars are issued:

TSR for themselves and for the vendors or lessors of this property whose agents they are give notice that: (i) the particulars are set out as a general outline only for the guidance of intended purchasers or lessees, and do not constitute, nor constitute part of, an offer or contract; (ii) all descriptions, dimensions, reference to condition and necessary permissions for use and occupation, and other details are given without responsibility and any intending purchasers or tenants should not rely on them as statements or representations of fact but must satisfy themselves by inspection or otherwise as to the correctness of each of them; (iii) no person in the employment of TSR has any authority to make or give any representation or warranty whatever in relation to this property. Photographs are indicative only. All dimensions are approximate.

[www.stadiumpoint.co.uk](http://www.stadiumpoint.co.uk)